Floor Ceiling

Fan Coil Unit
D Series
60 Hz

CIAC®
Comfort and intelligence in air conditioning®

R-410A REFRIGERANT | **R-22** REFRIGERANT



TECHNICAL SPECIFICATIONS

Indoor Unit Model			CF41D-036-M3N1C	CF41D-048-M3N1C	CF41D-060-M3N1C
Power supply		V-ph-Hz	220-1-60	220-1-60	220-1-60
Cooling	Capacity	Btu/h	36000	48000	55000
	Input	W	4090	5580	6300
Indoor fan motor	Qty		1	2	2
	Input	W	235/200/172	174/157/144	174/157/144
	Capacitor	uF	5UF/450V	2.5UF/450V	2.5UF/450V
	Speed(Hi/Med/Lo)	r/min	1320/1175/1050	1400/1220/1090	1400/1220/1090
Indoor coil	Number of rows		2	2	3
	Tube pitch(a)x row pitch(b)	mm	21x13.37	21x13.37	21x13.37
	Fin spacing	mm	1.3	1.3	1.3
	Fin type		Hydrophilic aluminium	Hydrophilic aluminium	Hydrophilic aluminium
	Tube outside dia.and type	mm	Φ7,inner grooved tube	Φ7,inner grooved tube	Φ7,inner grooved tube
	Coil length x height x width	mm	935x294x26.74	1300x294x26.74	1300x294x40.11
	Number of circuits		6	8	8
Indoor air flow(Hi/Med/Lo)		m3/h	1800/1600/1350	2300/1900/1700	2300/1900/1700
Indoor noise level (sound pressure)(Hi/Med/Lo)		dB(A)	55/51/48	56/52/48	56/52/48
Throttle type			Throttle valve	Throttle valve	Throttle valve
Indoor unit	Dimension (WxDxH)	mm	1285x675x235	1650x675x235	1650x675x235
	Packing (WxDxH)	mm	1360x755x313	1725x755x313	1725x755x313
	Net/Gross weight	kg	32/37	37/43	39/45
Design pressure		MPa	4.2/1.5	4.2/1.5	4.2/1.5
Drainage water pipe diameter		mm	ODΦ25	ODΦ25	ODΦ25
Refrigerant piping	Liquid side/Gas side	mm(inch)	Φ9.52/Φ19(3/8"/3/4")	Φ9.52/Φ19(3/8"/3/4")	Φ9.52/Φ19(3/8"/3/4")
Controller			Remote control	Remote control	Remote control
Operation temperature		°C	17~30	17~30	17~30
Room temperature	Cooling	°C	17~32	17~32	17~32
Qty'per 20' /40' /40'HQ (indoor unit)			92/188/213	72/147/167	72/147/167

TYLK BUSINESS, S.R.L.
RNC:1-31-59952-4
Republica Dominicana

Authorized Dealer:

Carrier InterAmerica Corporation
Miami, Florida USA
www.ciac-comfort.com

24ABB3
Comfort™ 13 Air Conditioner with Puron® Refrigerant 1–1/2 to 5 Nominal Tons

Carrier
turn to the experts

Product Data

Puron

Comfort SERIES

Carrier's Air Conditioners with Puron® refrigerant provide a collection of features unmatched by any other family of equipment. The 24ABB has been designed utilizing Carrier's non-ozone depleting Puron refrigerant.

NOTE: Ratings contained in this document are subject to change at any time. Always refer to the AHRI directory (www.ahridirectory.org) for the most up-to-date ratings information.

INDUSTRY LEADING FEATURES / BENEFITS

Efficiency

- 13 SEER/ up to 11 EER (based on tested combinations)
- Microtube Technology™ refrigeration system
- Indoor air quality accessories available

Sound

- Sound level as low as 71 dBA

Comfort

- System supports Edge® Thermidistat™ or standard thermostat controls

Reliability

- Non-ozone depleting Puron® refrigerant
- Scroll compressor
- Internal pressure relief valve
- Internal thermal overload
- Filter drier
- Balanced refrigeration system for maximum reliability

Durability

WeatherArmor™ protection package:

- Solid, durable sheet metal construction
- Dense wire coil guard
- Baked-on, complete outer coverage, powder paint

Applications

- Long-line - up to 250 feet (76.20 m) total equivalent length, up to 200 feet (60.96 m) condenser above evaporator, or up to 80 ft. (24.38 m) evaporator above condenser (See Longline Guide for more information.)
- Low ambient (down to -20°F/-28.9°C)) with accessory kit

TYLK BUSINESS, S. R. L.
RNC:1-31-59952-4
Republica Dominicana

MODEL NUMBER NOMENCLATURE

1	2	3	4	5	6	7	8	9	10	11	12	13
N	N	A	A	A/N	N	N	N	A/N	A/N	A/N	N	N
2	4	A	B	B	3	3	6	A	0	N	3	0
Product Series		Product Family	Tier	Major Series	SEER	Cooling Capacity		Grille Variations	Design Variation	Region	Voltage	Series
24=AC		A=RES AC	B=Comfort	B=Puron	3=13 SEER	1,000 Btuh (nominal)		A=Dense Grille		N = North	3=208/230–1 5=208/230–3 6=460/3 1 = 575/3	0 = Original Series

Use of the AHRI Certified TM Mark indicates a manufacturer's participation in the program. For verification of certification for individual products, go to www.ahridirectory.org.

ISO 9001
QMI-SAI Global

STANDARD FEATURES

Feature	18	24	30	36	42	48	60
Puron Refrigerant	X	X	X	X	X	X	X
SEER	13	13	13	13	13	13	13
Scroll Compressor	X	X	X	X	X	X	X
Field Installed Filter Drier	X	X	X	X	X	X	X
Front Seating Service Valves	X	X	X	X	X	X	X
Internal Pressure Relief Valve	X	X	X	X	X	X	X
Internal Thermal Overload	X	X	X	X	X	X	X
Long Line capability	X	X	X	X	X	X	X
Low Ambient capability with Kit	X	X	X	X	X	X	X
Dense Grille	X	X	X	X	X	X	X

X = Standard

TYLK BUSINESS, S. R. L.
RNC:1-31-59952-4
Republica Dominicana

PHYSICAL DATA

UNIT SIZE SERIES	18–34	24–35	30–33	30–51	36–35	36–51, 61,11	42–30, 50,60	48–36	48–51, 61,11	60–34	60–52, 62,12
Compressor Type	Scroll										
REFRIGERANT	Puron® (R–410A)										
Control	TXV (Puron® Hard Shutoff)										
Charge lb (kg)	3.15 (1.4)	3.15 (1.43)	4.62 (2.10)	4.10 (1.9)	5.42 (2.46)	5.34 (2.4)	5.84 (2.65)	7.37 (3.34)	7.00 (3.2)	8.80 (4.0)	8.00 (3.6)
COND FAN	Propeller Type, Direct Drive										
Air Discharge	Vertical										
Air Qty (CFM)	1792	2218	2163	2218	3167	2954	3167	3365	3365	3365	3365
Motor HP	1/12	1/10	1/10	1/10	1/5	1/4	1/5	1/4	1/4	1/4	1/4
Motor RPM	1100	1100	1100	1100	1100	1100	1100	1100	1100	800	1100
COND COIL											
Face Area (Sq ft)	8.40	8.40	11.49	9.80	12.93	13.13	17.25	19.40	19.40	12.93	15.09
Fins per In.	20	25	25	25	25	25	25	25	25	20	20
Rows	1	1	1	1	1	1	1	1	1	2	2
Circuits	3	3	3	3	5	3	4	5	5	5	6
VALVE CONNECT. (In. ID)											
Vapor	3/4	3/4	3/4	3/4	7/8	7/8	7/8	7/8	7/8	7/8	7/8
Liquid	3/8	3/8	3/8	3/8	3/8	3/8	3/8	3/8	3/8	3/8	3/8
REFRIGERANT TUBES* (In. OD)											
Rated Vapor*	3/4				7/8					1–1/8	
Max Liquid Line†	3/8										

* Units are rated with 25 ft (7.6 m) of lineset length. See Vapor Line Sizing and Cooling Capacity Loss table when using other sizes and lengths of lineset.
Note: See unit Installation Instruction for proper installation.

† See *Liquid Line Sizing For Cooling Only Systems with Puron Refrigerant* tables.

OUTDOOR UNIT CONNECTED TO A FACTORY APPROVED INDOOR UNIT

Check piston size shipped with indoor unit to see if it matches required indoor piston size. If it does not match, replace indoor piston with correct piston size in table below:

OUTDOOR UNIT SIZE – SERIES	FAN COIL	PISTON SIZE BY OUTDOOR MODEL
18–34	FB4CNF*	49
24–35	FB4CNF*	55
30–33	FB4CNF*	61
30–51	FB4CNF*	59
36–35	FB4CNF*	–
36–51, 61, 11	FB4CNF*	67
42–30, 50, 60	FB4CNF*	73
48–36	FB4CNF*	78
48–51, 61, 11	FB4CNF*	76

* Ratings contained in this document are subject to change at any time. Always refer to the AHRI directory (www.ahridirectory.org) for the most up–to–date ratings information.

NOTE: Pistons shipped with outdoor units are only qualified and approved with the above listed fan coils. The piston included with the FFMANP* and FPMAN* fan coils are unique to those products and CANNOT be replaced with the piston shipped with outdoor unit. Refer to the AHRI directory (www.ahridirectory.org) to check if your combination can use a piston or requires an accessory TXV.

TYLK BUSINESS, S.R.L.
RNC:1-31-59952-4
Republica Dominicana

REFRIGERANT PIPING LENGTH LIMITATIONS

Liquid Line Sizing and Maximum Total Equivalent Lengths† for Cooling Only Systems with Puron® Refrigerant:

The maximum allowable length of a residential split system depends on the liquid line diameter and vertical separation between indoor and outdoor units.

See Table below for liquid line sizing and maximum lengths :

Maximum Total Equivalent Length
Outdoor Unit BELOW Indoor Unit

Size	Liquid Line Connection	Liquid Line Diam. w/ TXV	AC with Puron Refrigerant Maximum Total Equivalent Length†: Outdoor unit BELOW Indoor Vertical Separation ft (m)								
			0–5 (0–1.5)	6–10 (1.8–3.0)	11–20 (3.4–6.1)	21–30 (6.4–9.1)	31–40 (9.4–12.2)	41–50 (12.5–15.2)	51–60 (15.5–18.3)	61–70 (18.6–21.3)	71–80 (21.6–24.4)
18	3/8	1/4	150	150	125	100	100	75	--	--	--
		5/16	250*	250*	250*	250*	250*	250*	250*	225*	150
		3/8	250*	250*	250*	250*	250*	250*	250*	250*	250*
24	3/8	1/4	75	75	75	50	50	--	--	--	--
		5/16	250*	250*	250*	250*	250*	225*	175	125	100
		3/8	250*	250*	250*	250*	250*	250*	250*	250*	250*
30	3/8	1/4	30	--	--	--	--	--	--	--	--
		5/16	175	225*	200	175	125	100	75	--	--
		3/8	250*	250*	250*	250*	250*	250*	250*	250*	250*
36	3/8	5/16	175	150	150	100	100	100	75	--	--
		3/8	250*	250*	250*	250*	250*	250*	250*	250*	250*
42	3/8	5/16	125	100	100	75	75	50	--	--	--
		3/8	250*	250*	250*	250*	250*	250*	250*	250*	150
48	3/8	3/8	250*	250*	250*	250*	250*	250*	230	160	--
60	3/8	3/8	250*	250*	250*	225*	190	150	110	--	--

* Maximum actual length not to exceed 200 ft (61 m)

† Total equivalent length accounts for losses due to elbows or fitting. See the Long Line Guideline for details.

-- = outside acceptable range

Maximum Total Equivalent Length
Outdoor Unit ABOVE Indoor Unit

Size	Liquid Line Connection	Liquid Line Diam. w/ TXV	AC with Puron Refrigerant Maximum Total Equivalent Length†: Outdoor unit ABOVE Indoor Vertical Separation ft (m)							
			25 (7.6)	26–50 (7.9–15.2)	51–75 (15.5–22.9)	76–100 (23.2–30.5)	101–125 (30.8–38.1)	126–150 (38.4–45.7)	151–175 (46.0–53.3)	176–200 (53.6–61.0)
18	3/8	1/4	175	250*	250*	250*	250*	250*	250*	250*
		5/16	250*	250*	250*	250*	250*	250*	250*	250*
		3/8	250*	250*	250*	250*	250*	250*	250*	250*
24	3/8	1/4	100	125	175	200	225*	250*	250*	250*
		5/16	250*	250*	250*	250*	250*	250*	250*	250*
		3/8	250*	250*	250*	250*	250*	250*	250*	250*
30	3/8	1/4	30	--	--	--	--	--	--	--
		5/16	250*	250*	250*	250*	250*	250*	250*	250*
		3/8	250*	250*	250*	250*	250*	250*	250*	250*
36	3/8	5/16	225*	250*	250*	250*	250*	250*	250*	250*
		3/8	250*	250*	250*	250*	250*	250*	250*	250*
42	3/8	5/16	175	200	250*	250*	250*	250*	250*	250*
		3/8	250*	250*	250*	250*	250*	250*	250*	250*
48	3/8	3/8	250*	250*	250*	250*	250*	250*	250*	250*
60	3/8	3/8	250*	250*	250*	250*	250*	250*	250*	250*

* Maximum actual length not to exceed 200 ft (61 m)

† Total equivalent length accounts for losses due to elbows or fitting. See the Long Line Guideline for details.

-- = outside acceptable range

TYLK BUSINESS, S.R.L.
RNC:1-31-59952-4
Republica Dominicana

innovair

innovative ideas in air conditioning

13 SEER EFFICIENCY

Oasis

PREMIUM R410a MINI SPLIT

R410a

Energy Verified

Key Features



Air Purifying Filter



Low Voltage Starter



Gold-Fin Condenser

TYLK BUSINESS, S. R. L.
RNC:1-31-59952-4
Republica Dominicana

Especificaciones Técnicas

	MODELO		OEA10C2D83	OEA13C2D83	OEA18C2D83	OEA24C2D83	OEA36C2D83
SYSTEM	CAPACIDAD	Nominal (BTU/H)	10,000	13,000	18,000	24,000	36,000
	EFICIENCIA	SEER	12.8	12.8	12.6	12.9	12
	DATOS ELECTRICO	Voltaje-Fases-Hz	220/230V-1Ph-60Hz				
		Corriente Nominal (A)	4.5	5.6	8.7	11.6	15
	TEMP. AMBIENTAL	(°F)	63° ~ 109°	63° ~ 109°	63° ~ 109°	63° ~ 109°	63° ~ 109°
	ÁREA A ENFRIAR	(Pies²)	300	400	600	800	1200
	ELIMINACIÓN de HUMEDAD	Litres/Hr	1.9	2.1	3.6	4.7	5.5
	REFRIGERANTE	R410A (g)	380	440	580	830	2,450
	CONEXIÓNES del REFRIGERANTE	Abocinado/Soldable	ABOCINADO				
		Liquido (pulg)	1/4"	1/4"	1/4"	3/8"	3/8"
		Succión (pulg)	3/8"	3/8"	½'	5/8"	5/8"
		Longitud Maxima(Pies)	66	66	66	82	82
		Alto Máxima (Pies)	26	26	26	33	33

	MODELO		WOE10C2DB1	WOE13C2DB1	WOE18C2DB1	WOE24C2DB1	WOE36C2DB1
INDOOR UNIT	FLUJO DE AIRE	PCM (Alto-Med-Bajo)	265/218/177	294/247/188	412/353/265	647/586/486	1200/1050/950
	MOTOR	RPM (Alto-Med-Bajo)	1,220/1,000/800	1,250/1,050/800	1,250/1,100/800	1,200/1,100/900	1,260/1000/990
		Varios de Entrada	33	33	59	81	86
	VENTILADOR	CFM	765	1,059	1,177	1,471	1,471
		Tipo	TERMO-PLASTICO				
		Salidas de Aire	FIJO (ajustable) o MOVIMIENTO AUTOMATICO EN 4 DIRRECIONES				
	CONEXIÓN de DRENAJE	Diametro (pulg)	3/4"				
	RUIDO	dB(A) (Alto-Med-Bajo)	39-33-28	41-36-28	42-38-30	46-43-37	51-41-43
	CONTROL	Digital Display	SI				
		Control Remoto	w/ PANTALLA DIGITAL de LCD				
		Auto-Arranque	SI				
		Protecion	TEMPORIZADOR				
	FILTROS	Tipo	MALLA LAVABLE de POLYPROPILENO				
	DIMENSIONES	Netas W x H x H (pulg)	27 x 10 ¼ x 7	27 x 10 ¼ x 7	35 ½ x 10 ¾ x 7 ¾	40 ½ x 12 ½ x 8 ½	49¼x12¾x9
		Brutas Anc. x Alt. x Prof. (pulg)	29 ¼ x 13 x 10	29 ¼ x 13 x 10	39 ¼ x 13 ½ x 10½	44 x 15 ½ x 11 ¾	53x17x13¼
	PESO	Neto/Bruto (Lbs.)	15.5 / 17.5	15.5 / 17.5	20 / 24.5	27.5 / 34.5	39.6 / 54

	MODELO		HOE10C2MR83	HOE13C2MR83	HOE18C2MR83	HOE24C2MR83	HOE36C2MR83
OUTDOOR UNIT	COMPRESOR	RLA	3.8	5.1	8.20 / 7.45	9.90 / 9.10	13.6 / 12.4
		LRA	20.6	42	43.3	53.1	53.1
	MOTOR	Varios de Entrada	1,015	1,000	1,070	950	940
		Input Watts	62	80	81	148	154
	RUIDO	dB(A)	55	57	59	60	61
	DIMENSIONES	Netas Anc. x Alt. x Prof.	27 x 17 x 10 ¼	27 ½ x 21 ¼ x 9 ½	30 ¾ x 21 ½ x 10	30 ¼ x 23 ½ x 13	35½ x 33¾x 12
		Anc. x Alt. x Prof. (pulg)	31 ¼ x 19 ½ x 13 ½	32 x 22 ¾ x 13	35 ¾ x 23 x 13 ¼	37 x 25 ½ x 16 ¼	41 x 36 x 15½
	PESO	Neto/Bruto (Lbs.)	43.0 / 46.5	51.0 / 55.0	66.0 / 69.5	80.5 / 87	138.8/ 149.9

** Las especificaciones están sujetas a cambios sin previo aviso.*
*** Los números de modelo, imágenes y especificaciones de todos los productos están sujetos a cambios sin previo aviso.*

PERFECTO PARA

DORMITORIO

SALA


GARAJE

ACCESORIOS INCLUIDOS

- Kit de 3 metros
- Cable de interconexión
- Manual de instalación
- Cubierta plástica para las válvulas
- Regulador sin cable de LCD

Distribuido por:

TYLK BUSINESS, S.R.L.
RNC:1-31-59952-4
Republica Dominicana

innovair®
innovative ideas in air conditioning

Conectate con nosotros

www.innovair.com

© 2015 Innovair Corporation. Todos Los Derechos Reservados.

innovair®

innovative ideas in air conditioning

www.innovair.com

TYLK BUSINESS, S.R.L.
RNC:1-31-59952-4
Republica Dominicana

- REFRIGERANTE ECOLÓGICO R410A
- CONTROL REMOTO DE LCD
- PANTALLA DIGITAL CON INDICADOR DE LED
- GIRO AUTOMÁTICO DE AIRE 4 VIA
- AUTO-DIAGNÓSTICO
- PANEL DE EXHIBICIÓN LED
- DETECCIÓN DE FUEGAS DE REFRIGERANTE
- FÁCIL DE INSTALAR
- NIVEL DE SONIDO RESERVADO

Oasis Mini-Split





Turbo | Filtro de Catalizador Frio | Function de Reincio Automatico | Compensacion de Temperatura | Deteccion de fugas de refrigerante | Memoria de Posicion de Persianas



- 115V or 220V
- 9K to 36K BTU
- Kit incluido
- A lta pared soporte Incluido

TECNOLOGÍA

- *Diseñado para evitar daños a su casa y acondicionador de aire, el sistema emitirá una alarma cuando se detecta una fuga.*
- *Sistema monitorea constantemente para operaciones anormales o averías de los componentes. Autodiagnóstico automáticamente el apagado del sistema con el fin de proteger el sistema.*

ISO 14001 ISO 9001 R410a UL Energy Verified

ECO FRIENDLY